

WHAT IS OBEDIENCE
COMPETITION ALL ABOUT?

Newsletter Date 2/2/2010

Newsletter

No 53

Articles of interest are welcome as well as Results from Trials or shows & other Official canine disciplines. Email to: maree@mcmmedia.com.au

Newsletter publications are:

February , April, June, August, October, December

⇒ Results no more than 3 months old please

WANGARATTA KENNEL & OBEDIENCE DOG CLUB Inc

Welcome to everyone for 2011. I hope you all had a great Christmas and New Year and had a good break from training

It is expected to be another busy year again, and you may see changes of all kinds over the year ahead. The thing that will stay the same is the commitment and dedication of members who work to make training obedience worth while for all of those who have just started and those who have returned for another year. Good luck to those now trialling, don't forget to send in your results & Titles. If you have positive and constructive stories about your experiences showing, trialling or any type of good sportsmanship, let Maree the editor know. We need to promote the good things about the sports we are involved in, to help new people to have a go doing what we already love.

The AGM will be on Wednesday February 26th at 8pm. This means all positions will become vacant and nominations for the positions are something to think about. To vote you must be a current financial member and have paid your club membership and to be eligible to take up any of the positions vacated. So please think about what it is you want for your club and come along to the meeting and have your say.


Discussion about adding a fun night was thrown around in 2010. This will happen on the months there are five weeks in the month. Look to calendar of events for dates. These are nights where some agility & games can be enjoyed by all. It is a good way to see what's needed to train for agility.



Our goal is to teach you to understand your dog so as to work together in harmony

Welcome back	1
Valentines day	2
What is obedience competition	3
Location rewarding	4
Location rewarding cont	5
Calendar of Events for 2010	7

off the mark by Mark Parisi
www.offthemark.com



WHAT IS MOST IMPORTANT?



DON'T FORGET TO DO SOMETHING SPECIAL FOR THE ONE YOU LOVE ON THE 14TH FEBRUARY!!



Why Obedience ? Dog's have many career opportunities open to them such as:

Showing, obedience, hunting, tracking, search & rescue, detecting, protecting, earth dogging, pulling, guiding, assisting, herding plus many other activities for which they were bred and developed.

They can be seen Trialling in obedience, agility, endurance and many other activities and competition. Above all, most dogs are loving and loved companions. Many are multi skilled and can be seen doing one or several of the above activities and competitions in their busy lives, but the most important thing to remember is that these activities demands an obedient dog because **a dog which pleases itself and not its person is not much use at all..**

What do we do about it?

All of the above activities need a dog which has basic obedience to a certain extent and a set of commands which go with the actions. Commands which it understands and which it will need to carry out it's work.

It is well known today that the sooner baby puppies get out and meet the world, the better they will be as adult dogs, getting on well with people and other dogs. This often starts with attending puppy pre-school 8-12 weeks old, often run by local veterinary clinics and then continue onto the obedience clubs for further training.

Once pre school for puppies is complete and puppies are fully vaccinated , joining the clubs for basic obedience is recommended. These classes teach good manners and basic commands to teach the dog to fit in with the world. They are the first steps towards formal classes which some owners wish to go on with and eventually end up entering their dog in obedience trials.

A friendly warning may need to be issued here: Many unsuspecting owners have joined with puppy in tow, only to find out obedience is fun. Trialling is a team sport and many great friendships will be made along the way, Trialling may just possibly become an addiction involving whole families who then go onto other avenues with their dogs such as tracking, showing,, agility & jumping, gundog work, endurance and herding. Maybe puppies should come with a warning label.

Training dogs has changed over the years with huge emphasis on positive reinforcement methods through which the dog learns by being put in a situation where it will succeed and receive a reward of some sort , play, food, pats, toys for its effort. This is because we realize that the end product of positive teaching is a happier and willing dog who asks for more and more.

Obedience Trialling:

Trials are held all over Victoria and indeed the rest of Australia for most of the year. To compete you need a trained dog that is registered with the controlling body in your state. Victoria ,it is DOGS Victoria and you must be a member too. Any dog can trial regardless of it parents. Purebred or not. Dogs without registration papers trial as Associates and everyone competes together.

All the exercises are based on what useful things dogs can do for us and which make for a better companion.

There are 5 levels of obedience in Australia, and they become progressively more challenging. The dog has to attain one title at a time working up the ladder. A title is completed when the dog achieves 3 passes at that level. Most levels require a pass of 175 points or more out of 200 and the dog must pass every exercise within the test. Except the entry class of Community Companion Dog which is 75 or more out of 100 is on offer. The different levels are:

Community companion Dog—CCD

Companion Dog—CD

Companion Dog Excellent—CDX

Utility Dog—UD

Utility Dog excellent—UDX

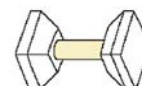
Obedience Champion—OC or O Ch. Any champion title is placed in front of the dogs name.

A dog may not enter into the next level until an "application for title form "has been completed along with payment , original registration papers and pass cards as proof of passes are sent to DOGS Victoria, which will then be returned to the owner with the updated registration papers with new titles added . The owner may then enter into the next level of obedience.

All these titles are shown after the dogs name and in fact becomes part of the dogs name—There is one exception (Obedience champion) in which the title is shown before the dogs name as O Ch or OC depending on when the title was achieved. An obedience champion is gained after his/her UD title & after which has achieved 5 passes of 185/200 points or more in the Utility class. Rules change so if in doubt of the rules for any discipline go to :

ANKC WEBSITE TO FIND THE RULES FOR ALL DISAPLINES.

Reprinted from the VCA website 'what is obedience competition all about'



LOCATION REWARDING

By Dianne L Bauman


In dog training people give a lot of thought to the quality of the rewards they give to their dogs. pork bites, beef treats, filet mignon, broiled chicken, home-made liver, donuts are just some of the treats available to dogs in training. Even more important than what kind of treat you feed your dog is where the dog receives the reward.

I always tell my students to put the reward where the dog should be; not where he is! If you are trying to teach a dog to assume a position at your side in agility or obedience, place a treat such that if the dog was exactly in the desirable position, he could easily eat it. If the dog is in the wrong place and wants the food, he will usually adjust into the correct position to get the treat and eventually begin to anticipate where the treat will be given in the future. I refer to this as "location rewarding."


When you feed your dog a treat or offer a toy from your hand, your hand becomes very important to the dog. Sometimes in training you want a dog to focus on your hand, but at other times when trying to encourage a dog to focus elsewhere, rewarding from hand works against you. An example of this would be when teaching a dog to lie down on the ground or on a pause table. When the down position is accomplished, deliver the treat or toy to the table or the ground for the dog. This makes the surface the dog is lying down on important and not your hand. A dog looking up for additional treats/toys in your hand is inclined to lift his head up which causes him to get up off of the down position.

If you feed a dog from your left hand, the dog learns to look to your left hand in the hopes of getting another reward. Most obedience trainers have figured this out and when working on teaching dogs to sit straight in front of the handler, rewards are given from the handler's mouth or from both hands simultaneously positioned in the center of the handler's body. In agility training, feeding from a specific hand can be helpful where trainers want their dogs to remain on one side of their body. Teaching a dog to focus on your left or right hand actually instructs a dog which side of the handler to stay on and when to change sides as in a front cross. Once again, the location of the treat is paramount to the learning process.

In agility, it is a great advantage to teach a dog to work away from the handler. Dogs can usually run faster than their human partners, and if they are not willing to work at a distance, their speed is compromised. From the dog's perspective, if he is repeatedly rewarded from his handler's hands, why would he see any reason to move away from this person? To teach distance performance in agility, handlers must have a way to locate the treats/rewards ahead of the dogs' path. This is frequently accomplished with the use of a food tube, or food pouch that can be thrown ahead of the dog. (The reward, even a toy, must be protected by a tube, container or pouch so that the dog cannot simply self reward without performing correctly.) Throwing or placing the reward where you want the dog to go, and not where he is, makes all the difference in teaching an agility dog to drive forward to the next obstacle.



Tyre work



Weave Pole Work

Food is used extensively in agility training when handlers teach dogs to perform contacts. Once again, the location of the food plays a large role in the dogs understanding of what is expected of him. Giving treats from your hand when the dog assumes a correct, stopped, contact behavior (ie Two-On-Two-Off, Down Position, Four- on- the- floor etc.) is useful in early training. However, if continued, it will teach the dog that the proximity of the handler and that the handler stopped moving, is the cue to perform the contact. After all, to the dog, if the handler is not near the contact, there is no chance of a reward. Contact training should progress to a point where, when the dog stops in the correct position on a contact, the handler throws the reward ahead of the dog from a distance and then releases the dog to get it. This way, the dog is assured that a reward is possible even in the absence of the handler nearby. Location rewarding, allows handlers the freedom to handle from a distance ("peel off") away from obstacles, while providing the dog a reason to continue moving straight ahead and complete the obstacle correctly.

All trainers want to see their dogs complete a full set of twelve weave poles. Many dogs pop out of poles early in anticipation of earning a reward (usually given from hand) or being permitted to go on to the next obstacle. Location rewarding can help explain to a dog why he should complete all the poles. If your dog pops out of poles early, say nothing, then throw a reward like a food tube or food pouch past the last pole. No, you are not rewarding him for popping out! The dog will notice your action and if he goes to the end of the poles to see if he will be rewarded, praise him for realizing his error, but do not offer a treat. Repeat the weave poles. This time, if the dog completes them, reward by throwing the protected food/toy ahead of the poles and offer a treat. The dog will quickly figure out that if he wants to earn a reward, he must take the time to complete all the poles.

Suppose you give your dog an "OUT" command to instruct him to move out away from you towards a jump, but instead, the dog turns towards you and misses the jump? This is another perfect opportunity to, say nothing and take a food tube/pouch and throw it in the direction the dog should have gone. (Always put the food where the dog should be; not where he is!) Let the dog wonder why you threw a reward out beyond that other jump. Let him see what he could have earned had he gone out there on your command, "out." Now, begin again and see if the dog sees a reason to move out away from you and take a jump far away! When the dog finally takes the distant jump, throw the reward and then go out and open it for him to get his treat.

Dogs learn by anticipating what will happen next and deciding if it is in their best interest to proceed. By being aware of location rewarding, handlers can communicate with their dogs more easily and accurately.

Originally Published In Front & Finish®, The Dog Trainer's News, March 2009 frontandfinish.com/




Single jump



Tunnel work



February 2011



- ⇒ Welcome back to training for 2011
- ⇒ Intake for beginners class for 2011 Wednesday 2nd 7pm lecture night in clubroom **No dogs, Bookings essential. Contact on wkdoc.com**
- ⇒ Albury & Border KC Obedience & Agility Trials entries close January
- ⇒ Kennel Club AGM last Wednesday 23rd of February 8pm clubrooms. All positions become vacant. To vote members must be financial **No 8pm classes.**
- ⇒ Months when there are five weeks in the month the club will hold a fun night. These months are:
- ⇒ **March, June, August & November.** Watch out for advertising for those special fifth Wednesdays of those months.

March 2011

[30th -Come and join in Obedience Fun Night](#)



- ⇒ Intake for beginners class for 2011 Wednesday 2nd 7pm lecture night in clubroom **No dogs, Bookings essential. Contact on wkdoc.com**
- ⇒ 19th & 20th -Albury & Border KC Obedience & Agility Trials
- ⇒ Wednesday 30th (**Fun Night for obedience**) 7pm—8.00pm followed by Kennel Club meeting **No 8pm classes**

April 2011

HAPPY EASTER



- ⇒ Intake for beginners class for 2011 Wednesday 6th 7pm lecture night in clubroom **No dogs, Bookings essential. Contact on wkdoc.com**
- ⇒ Good Friday 22nd, Easter Monday 25th & Anzac Day 26th.
- ⇒ Kennel Club meeting Wednesday April 27th @ 8pm clubrooms. **No 8pm classes.**
- ⇒ **EASTER RAFFLE WILL BE AVAILABLE.** (This helps raise much needed funds to improve facilities for you.)
- ⇒ **RAFFLE WILL BE DRAWN WED 20TH BEFORE EASTER**